


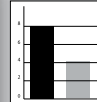




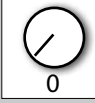







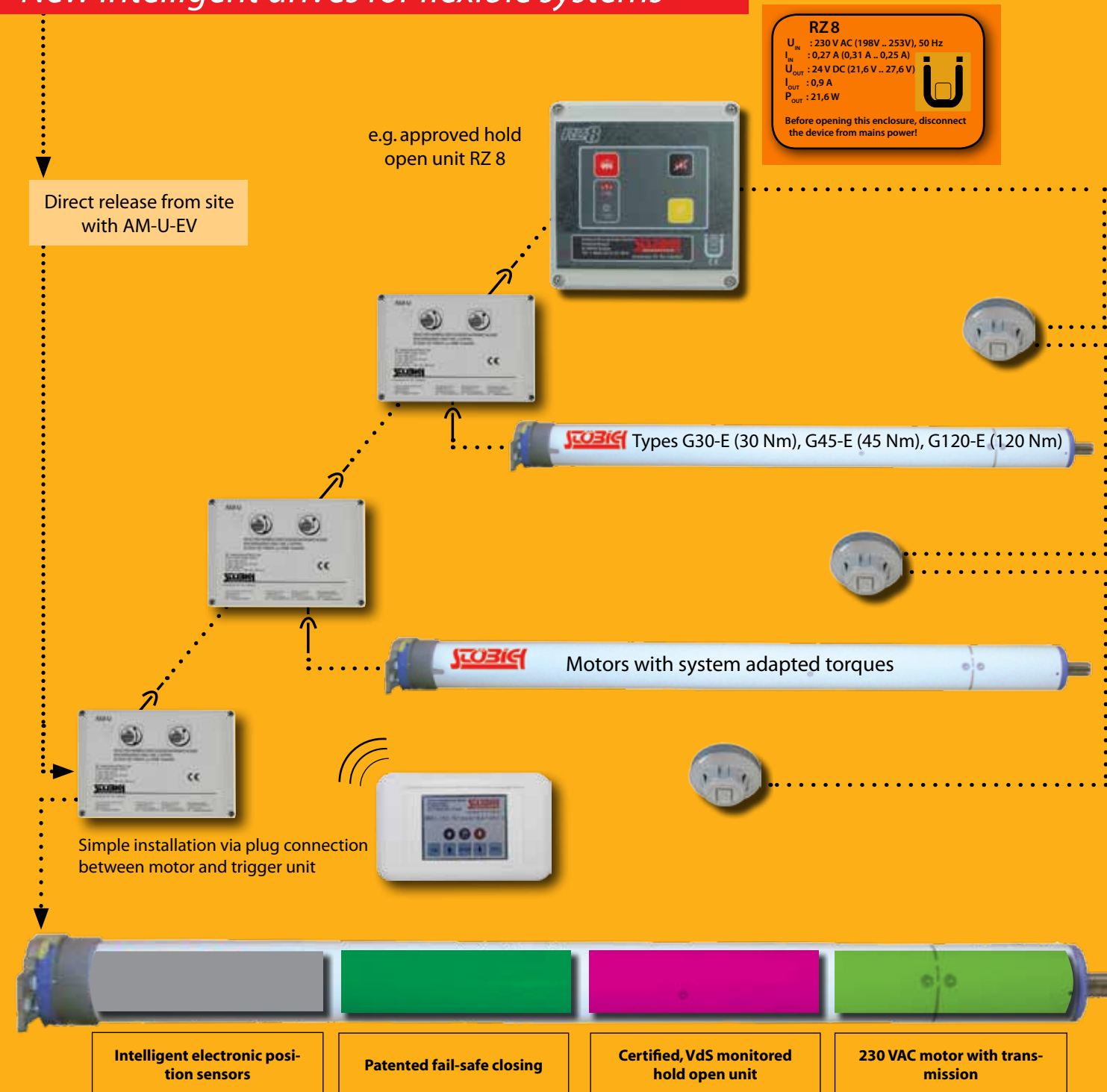


ADVANTAGES

 <ul style="list-style-type: none"> Synchronous operation of multiple not mechanically connected systems and systems of different weight, synchronous operation of multiple systems is applied for patent 	 <ul style="list-style-type: none"> problem-free exterior use (heating) 	 <ul style="list-style-type: none"> lower maintenance costs due to elimination of fork lift and ladders while maintenance (settings are made in the RZ8 or wireless with CO) 	 <ul style="list-style-type: none"> higher duty cycle and much lower heating -> electronic runtime limitation -> longer life-time
 <ul style="list-style-type: none"> wireless operation via touchscreen 	 <ul style="list-style-type: none"> very quiet running performance of the motor compared with conventional tubular motors (important in e.g. libraries, hospitals) 	 <ul style="list-style-type: none"> software updates and parameter changes without dismounting of the module are possible via CO 	 <ul style="list-style-type: none"> Self-monitoring and automatic error diagnosis with acoustic signal (optionally optic and plain text via CO), e.g. stickiness, deviation of the normal steering
 <ul style="list-style-type: none"> More stops without additional sensors while closing and also while opening (avoiding smoke in case of emergency opening) 	 <ul style="list-style-type: none"> simple configuration of the end positions and automatic configuration when the open position runs to a fixed stop 	 <ul style="list-style-type: none"> latest state of art with many upgrading possibilities for new functions 	 <ul style="list-style-type: none"> quick replacement of defect components due to plug connection
 <ul style="list-style-type: none"> no limit for the drop length 	 <ul style="list-style-type: none"> same closing velocity despite different coil diameters 	 <ul style="list-style-type: none"> CO = operator and programming device 	 <ul style="list-style-type: none"> lower energy consumption due to load dependent control unit

New intelligent drives for flexible systems



Adresses

Headquarters
Stöbich Brandschutz GmbH
Pracherstieg 6
38644 Goslar, Germany
Phone +49-(0) 53 21-57 08-0
Fax +49-(0) 53 21-57 08-1991

Branch East
Stöbich Brandschutz GmbH
Geltestraße 12
06188 Landsberg OT Queis, Germany
Phone +49-(0) 346 02-55 2-0
Fax +49-(0) 346 02-5 52-50

Branch South
Stöbich Brandschutz GmbH
Gewerbehof 8
73441 Bopfingen, Germany
Phone +49-(0) 73 62-96 14-0
Fax +49-(0) 73 62-96 14-50

Branch West
Stöbich Brandschutz GmbH
Max-Planck-Straße 13
59423 Unna, Germany
Phone +49-(0) 23 07-98689-0
Fax +49-(0) 23 07-98689-50

International sales partners respectively subsidiaries

- | | | | |
|---|---|---|---|
| <ul style="list-style-type: none"> • Australia • Austria • Bahrain • Belarus • Belgium • Bosnia and Herzegovina • Brazil • Bulgaria • Canada • China • Croatia • Cyprus • Czech • Denmark • Estonia • Finland | <ul style="list-style-type: none"> • France • Great Britain • Greece • Hong Kong • Hungary • Iceland • Ireland • Israel • Italy • Latvia • Liechtenstein • Lithuania • Luxembourg • Macedonia • Mexico • Netherlands • New Zealand | <ul style="list-style-type: none"> • Norway • Poland • Portugal • Qatar • Romania • Russia • Serbia and Montenegro • Saudi Arabia • Singapore • Slovakia • Slovenia • Spain • Sweden • Switzerland • Turkey • Ukraine | <ul style="list-style-type: none"> • USA • United Arab Emirates |
|---|---|---|---|




For further informations (CD or Internet)

Control Unit

Hold open, control and emergency power supply units

- Smoke curtains
- Smoke protection closures
- Textile fire protection closures
- Conveyor system closures
- Tube sealings
- Fire protection stacking doors
- Fire protection high speed doors
- Control/ Emergency power supply units
- Fire protection hoods
- Fire protection insulation doors for ships and buildings
- Fire protection doors
- panel wall/ hygiene

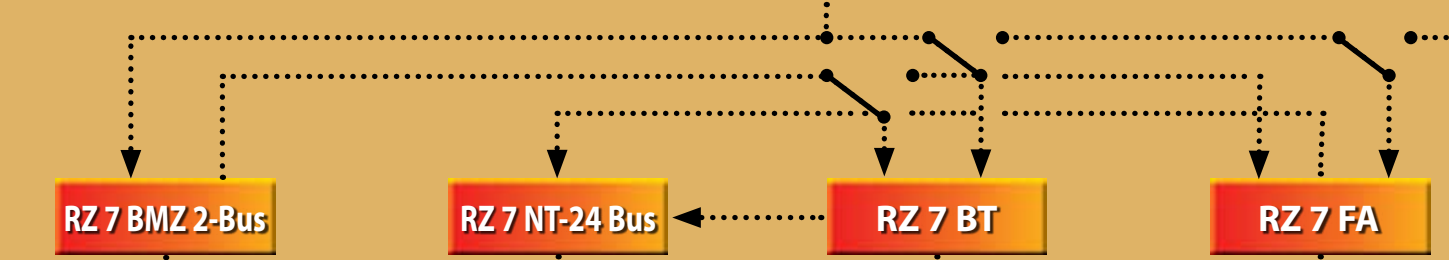


@ www.stoebich.com
info@stoebich.com

STÖBICH
FIRE PROTECTION

Innovation for your Protection!

Smoke Temperature Flames Push button Central fire alarm system



Control units

Control units are necessary for automatic fire protection systems. They are security-related hence without their function or in case of malfunction; the complete investment for the fire protection sealing would be overridden. The demands for control such control systems is very high as the environment is often very complex: fire detection, clearing of the closing area in case of conveyor system closures, interaction with other control units. They have to fulfill the demands for different test standards and have to prove their verification of applicability with test certificates or general approvals (pdf-download under www.stoebich.de).

Approved hold open unit, linked with 2 dection loops via CANopen-Bus

VdS FSA 06009 autarkic for door systems and flexible systems inside

Dimensions:
L x W x D 227 x 237 x 174 mm

- high protection class IP 65 thus an application of great generality
- central control and indication panel with plain text display selectable in 5 different languages.

Dimensions Bus control unit
L x W x D 122 x 120 x 37 mm

- efficient power supply equipment 24V 3,5 Ampere for external consumers
- long bridging time during power failure due to maintenance-free batteries from one hour up to optionally four hours
- designed for the control of decentralized 400 V emergency power supply units
- high safety due to 2 independent fire detection evaluations therefore the possibility to connect up to 40 smoke detectors
- universal connection possibilities of the 114 hold open devices and 27 types of fire detection elements and motors by various manufacturers
- also applicable for ex-plants since special detectors and holding devices can be connected
- control units for all products, e.g. fire protection closures, conveyor system closures

Approved power supply, linked via CANopen-Bus

VdS FSA 06009

Dimensions:
L x W x D 227 x 237 x 174 mm

- high protection class IP 65 thus an application of great generality
- central control and indication panel with plain text display selectable in 5 different languages

Dimensions Bus control unit
L x W x D 122 x 120 x 37 mm

- efficient power supply equipment 24V 3,5 Ampere for external consumers
- long bridging time during power failure due to maintenance-free batteries from one hour up to optionally four hours
- designed for the control of decentralized 400 V emergency power supply units
- 3 also applicable for ex-plants since special detectors and holding devices can be connected

Approved CANopen-compliant, multifunctional trigger unit for a fire protection gate, a flexible fire protection closure or a smoke curtain in conjunction with the centrals RZ 7 BMZ2-Bus or RZ 7 NT-24 Bus

Approval No. Z-6.5-2011

Dimensions:
L x W x D 200 x 150 x 77 mm

- high protection class IP 65 thus an application of great generality
- multiple series with other bus users, like e.g. different smoke curtains
- additional separate fire detection loop up to 20 detectors
- fault indications for motor, power supply or communication error bus
- connection of diverse safety devices for monitoring sensors
- adjustable for multi-stage closing process as well as emergency opening function
- also applicable for ex-plants since special detectors and holding devices can be connected

Approved CANopen-compliant, multifunctional trigger unit for a conveyor system closure in conjunction with the centrals RZ 7 BMZ2-Bus or RZ 7 NT-24 Bus

Approval No. Z-6.5-1990
VdS FSA 06009

Dimensions:
L x W x D 200 x 150 x 77 mm

- high protection class IP 65 thus an application of great generality
- multiple series with other bus users, like e.g. different conveyor system closures
- additional separate fire detection loop up to 20 detectors
- fault indications for motor, power supply or communication error bus
- indication of the release of fire detection elements or safety device
- connection of diverse safety devices for monitoring sensors
- monitoring of the closing area of up to 4 conveyor tracks
- direct triggering of local emergency power systems and clearing control units
- also applicable for ex-plants since special detectors and holding devices can be connected

Control units

Approved hold open unit

Approval No. Z-6.5-1990
VdS FSA 06009 autarkic for door systems and flexible systems inside. UL 864

Dimensions:
L x B x T 227 x 237 x 174 mm

- high protection class IP 65 thus an application of great generality
- high safety due to 2 independent fire detector evaluation and thus also the possibility to connect up to 40 smoke detectors
- efficient power supply equipment 24V 3,5 Ampere for external consumers
- long bridging time during power failure due to maintenance-free batteries from one hour up to optionally four hours
- universal connection possibilities of the 114 hold open devices and 27 types of fire detection elements and motors by various manufacturers
- also applicable for ex-plants since special detectors and holding devices can be connected
- control unit for all products, like fire protection closures, conveyor system closures in connection with the trigger units RS and FAA control of 400 V emergency power supply units

Approved hold open unit for a conveyor system closure in connection with the master control unit RZ 3/ RZ 7 BMZ 2

Approval No. Z-6.5-1484/
VdS 18084

Dimensions:
L x W x D 227 x 237 x 174 mm

- high protection class IP 65 thus an application of great generality
- monitoring of the closing area of up to 2 conveyor tracks
- direct triggering of local emergency power systems like type Powerdrive
- clear control and indication membrane
- indications for faults, release, end positions, light barriers
- evaluation fire alarm signal and control of a conveyor system closure

Approved hold open unit for a conveyor system closure or fire protection closure

Approval No. Z-6.5-1484/
VdS 18084

Dimensions:
L x W x D 227 x 237 x 174 mm

- high protection class IP 65 thus an application of great generality
- monitoring of the closing area of up to 2 conveyor tracks
- direct triggering of local emergency power systems like type Powerdrive
- clear control and indication membrane
- indications for faults, power supply, evaluation fire detector, release, end positions, light barriers
- also applicable for ex-plants since special detectors and holding devices can be connected
- combined power supply fire evaluation and control of conveyor system closures
- independent fire detector evaluation, up to 20 smoke detectors can be connected
- efficient power supply equipment 24VDC 1,5 Ampere for external consumers
- long bridging time, standard 1 hour, expandable up to 4 hours

Approved hold open unit for fire protection closures

Approval No. Z-6.5-1872/
VdS 18092
UL 864

Dimensions:
L x W x D 122 x 122 x 57 mm with Powerpack: 200 x 150 x 78 mm

- high protection class IP 65 thus an application of great generality
- clear control and indication membrane
- connection of a detection loop with up to 20 fire detection elements
- optional: Short-term power failures can be bridged with Powerpacks, e.g. until the start of an emergency generator. Bridging time with Powerpack with failure of the 230 VAC mains voltage
- also applicable for ex-plants since special detectors and holding devices can be connected
- universal connection possibilities of the 79 hold open devices and 18 types of fire detection elements and motors by various manufacturers

Emergency power supplies

Clearing control unit for emergency power provided from site

Necessary:

- Version B:
 - supply of the emergency power supply
 - permanent emergency power
 - emergency generator
 - switched emergency power supply if needed
 - switchover and monitoring to be provided from site
- Version BB:
 - 2 different power supplies are necessary that has to be guaranteed by 2 different medium voltage supplies (>250KVA)

Note:
Example cable system direct-

ve (MLAR), affects cable type, installation regulation with safety-relevant systems

Dimensions:
(depending on performance and number of controlled closures, approx.)
L x W x D 600 x 600 x 210 mm

Advantages:

- small dimensions
- protection class IP 65 suitable for industry
- quick clearing of the closing area hence all conveyor tracks can be cleared parallelly
- high performances

Emergency power generation with internal battery system

Note:
closing areas are cleared one after the other and so retarded closing of the conveyor system closure

Dimensions:
L x W x D 600 x 1800 x 400 mm

Advantages:

- high performance range up to 15 KW
- protection class IP65 suitable for industry
- no cost-intensive 400 V UPS necessary
- hold open unit and emergency power supply in one switch board

External emergency power UPS system
UPS supplies permanently the control unit

Note:
2 switch boards (UPS – separate board)
standard UPS system with protection class IP 20

Dimensions:
L x W x D 600 x 600 x 210 mm

Advantages:

- high performances up to 100 KVA
- protection class IP 65 suitable for industry of the clearing control unit
- we offer a cost-effective solution with high performance demand and high number (approx. 10) conveyor system closures in direct vicinity
- optional: cross-linkable with CANopen Bus
- quick clearing, additionally higher performance demand or clearing one after the other and so reduced performance demand

new generation
Decentralized emergency power supply „Powerdrive“

Dimensions:
L x W x D 600 x 600 x 210 mm

Advantages:

- optional cross-linkable via CANopen Bus – for that free programmable processes
- high availability by decentralized arrangement
- quick clearing of the closing area as each decentralized emergency power supply starts parallelly
- special circuit logic, eventual malfunction has no effect on the supply operation and only low effect on the complete system
- protection class IP 65 suitable for industry
- no interference in the control unit of conveyor system
- simple retrofitting
- low installation effort – only 1 cable from the hold open unit to the Powerdrive, reduction of the fire load by less cabling
- commissioning section by section is easily achieved
- power supply of the emergency power via approved power supply and active battery test
- small dimensions and low weight
- low maintenance costs due to less batteries
- control of up to 6 conveyor drives in groups or separately up to a performance of 5 kW

